

PIG GRIPPY MAT

2020 Product Catalog

The Proven Best Management Practice for Safe Floors



Eliminate Risks
With the Mat
That Sticks.

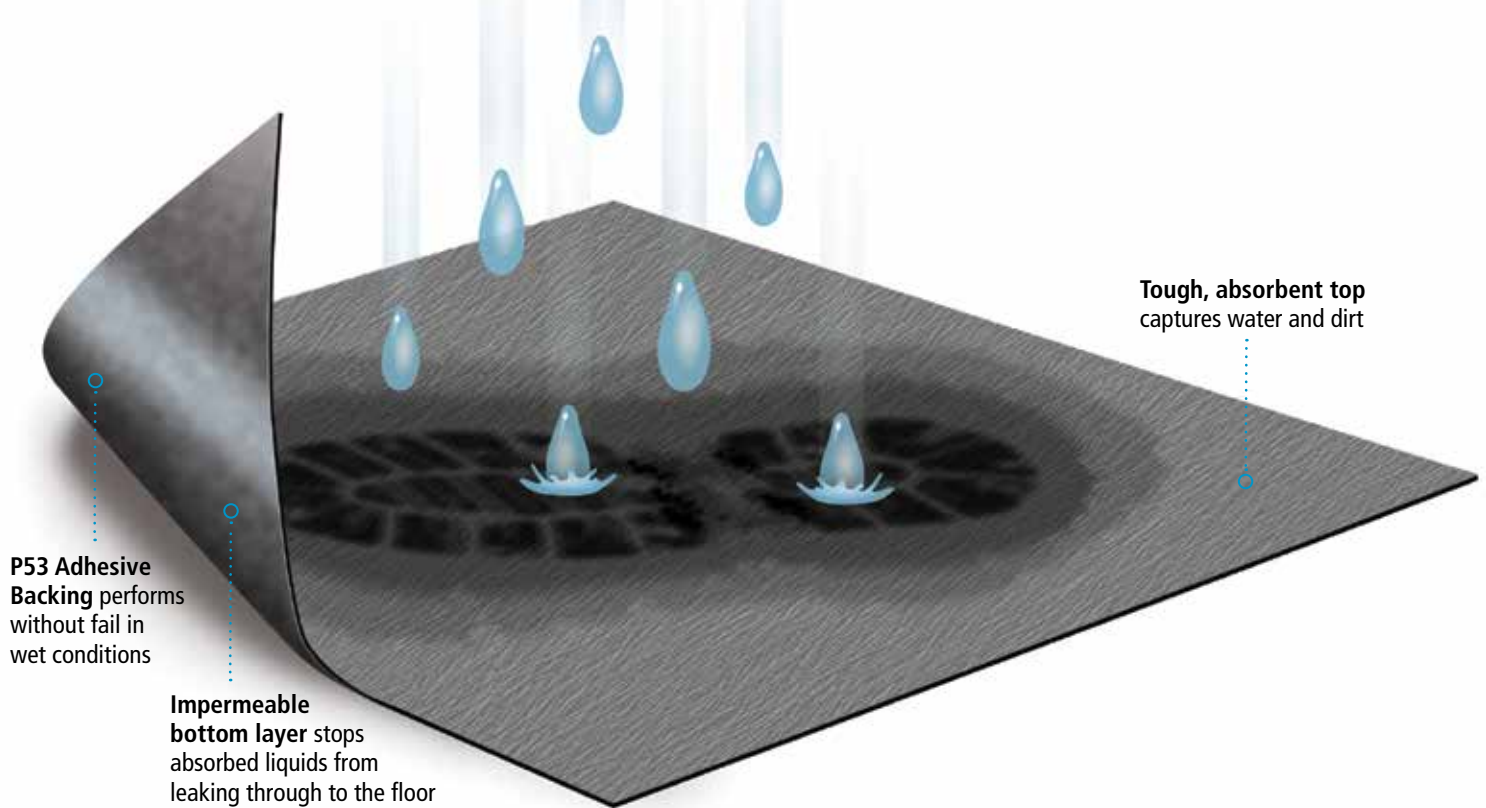


New Pig

WORLD'S ONLY FULL LINE OF ADHESIVE-BACKED MATS

WORLD'S FIRST ADHESIVE-BACKED MATS

Proven to eliminate slips, trips and falls while keeping floors clean and dry.



The only adhesive-backed mats made with P53® Adhesive.

- Our exclusive P53 Adhesive is formulated to perform in the wettest conditions and will never disintegrate, delaminate or leave a goopy mess to clean up
- Proven stick-and-release technology keeps mat in place without shifting but pulls up easily without leaving residue
- The only adhesive that stands up to heavy traffic and deep cleaning with a mop, floor scrubber or carpet extractor

GRIPPY FLOOR MAT – PG 4



GRIPPY ENTRANCE MAT – PG 8



SAFETY FLOOR RUNNER – PG 12



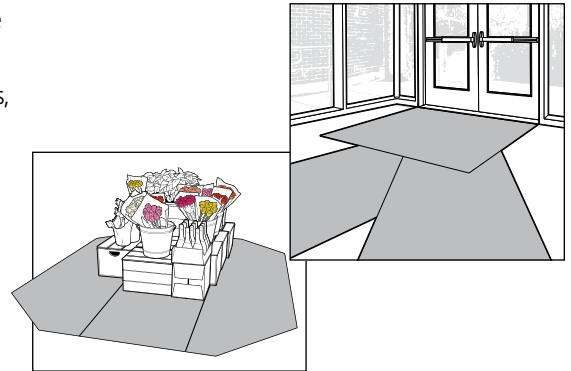
High-traction surface locks in dirt and moisture.

- Mats provide a safe walking surface that's proven to eliminate slip-and-fall hazards
- Rolls out for sufficient walkoff in every entrance
- Captures dirt, grime and moisture at entrances and transition areas to keep it from being tracked into and around the facility



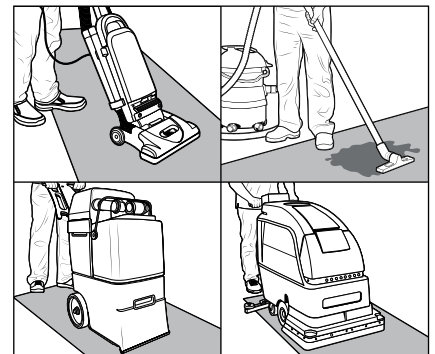
Provides complete coverage in any size or shape.

- Lets you create mats in any size or shape for coverage everywhere you need it
- Roll out and cut to fit to cover long aisles, follow traffic patterns or fit irregular spaces around drink stations, product displays, floor drains or pillars



Leave in place and clean with the rest of your floor.

- Withstands extreme foot or wheeled traffic for up to 3 months
- No more wasted labor picking up dirty mats to get them out of the way
- Broom, vacuum, mop, wet vac or run a floor scrubber or carpet extractor over it while you clean the rest of the floor




SAFETY MESSAGE MATS – PG 14



RESTROOM MATS – PG 16



TOOLS – PG 18



PIG GRIPPY MAT

The PROVEN Management Practice for Safe Floors.



CREATES SAFE FLOORS



FROM: Dangerous, bunched-up mats that shift out of position and cause slips, trips and falls.



TO: Safe floors because Grippy Mat lays flat and stays exactly where you put it.



IMPROVES CLEANING EFFICIENCIES



FROM: Removing heavy, dirty mats (and putting them back down) every time you clean the floor.



TO: Leaving your Grippy Mats in place and cleaning them along with the rest of the floor.



ENHANCES APPEARANCE



FROM: Trying to provide adequate walk-off coverage with multiple mats that move and leave gaps.



TO: Rolling out perfect walk-off coverage with Grippy Mat. Easily create custom shapes and sizes.



REDUCES COSTS AND INCIDENTS



FROM: Skyrocketing maintenance costs, workers' comp/liability incidents and claims.



TO: Grippy Mat's proven best management practices that lower costs, incidents and claims.

Learn more about the Grippy Mat System on page 10.

GRIPPY FLOOR MAT

Eliminate slips, trips and falls with our proven, super-safe mat.



GRP36200
3' x 100' • Gray

- Rolls out to create complete anti-slip coverage, in any size or shape, anywhere you need it
- Exclusive P-53® Adhesive keeps mat securely in place but pulls up easily without leaving residue
- Lets you create sufficient walk-offs with no gaps, ripples or overlaps
- Cut-to-fit for custom mats in entrances, aisles, transitions, walkways, ramps, produce walls, in front of service counters, elevators and more
- No rippled edges to obstruct doors or create tripping hazards; ADA compliant for wheelchairs and walkers
- Available in three colors and various sizes in regular and heavy weights; choose continuous rolls or precut mats
- Clean your floors with mats in place to save time and avoid the labor and hassle of dragging heavy mats around

Antimicrobial-Infused Floor Mat

- For kitchens, food prep areas and commercial food production
- Helps to prevent the growth of odor-causing bacteria and mold
- Learn more about antimicrobial mats on page 16


See adhesive-backed mat features on pages 2-3

See the Grippy Safe Floor Plan on pages 10-11


See tools, installation and cleaning on page 18


Gray Tan Black





Rolls 				
Width	Length	Unit	Colors	Item #
2'	100'	1 roll	Gray, Black, Tan	GRP24200
3'	100'	1 roll	Gray, Black, Tan	GRP36200
	50'	1 roll	Gray, Black, Tan	GRP36201
	25'	1 roll	Gray, Black, Tan	GRP36207
4'	50'	1 roll	Gray, Black	GRP48201
	100'	1 roll	Gray, Black	GRP48200

BEST SELLER!

Precut Mats 				
Width	Length	Unit	Colors	Item #
3'	10'	5 pads/roll	Gray, Black, Tan	GRP36203
	5'	10 pads/roll	Gray, Black, Tan	GRP36202
	3'	15 pads/roll	Gray	GRP36205
4'	6'	8 pads/roll	Gray, Black	GRP48202
6'	10'	2 pads/roll	Gray, Black	GRP72203

Heavy-Duty for Extra Absorbency 				
Width	Length	Unit	Colors	Item #
3'	50'	1 roll	Black, Gray	GRP36301
6'	10'	2 pads/roll	Black, Gray	GRP72303

Antimicrobial-Infused Floor Mat 				
Width	Length	Unit	Colors	Item #
3'	50'	1 roll	Gray, Black	GRPAM36201

Floor Mat Starter Pack 				
Width	Length	Unit	Colors	Item #
3'	25'	1 kit	Gray, Black, Tan	GRP36206
3'	100'	1 kit	Gray, Black, Tan	GRP36500

Patent-pending

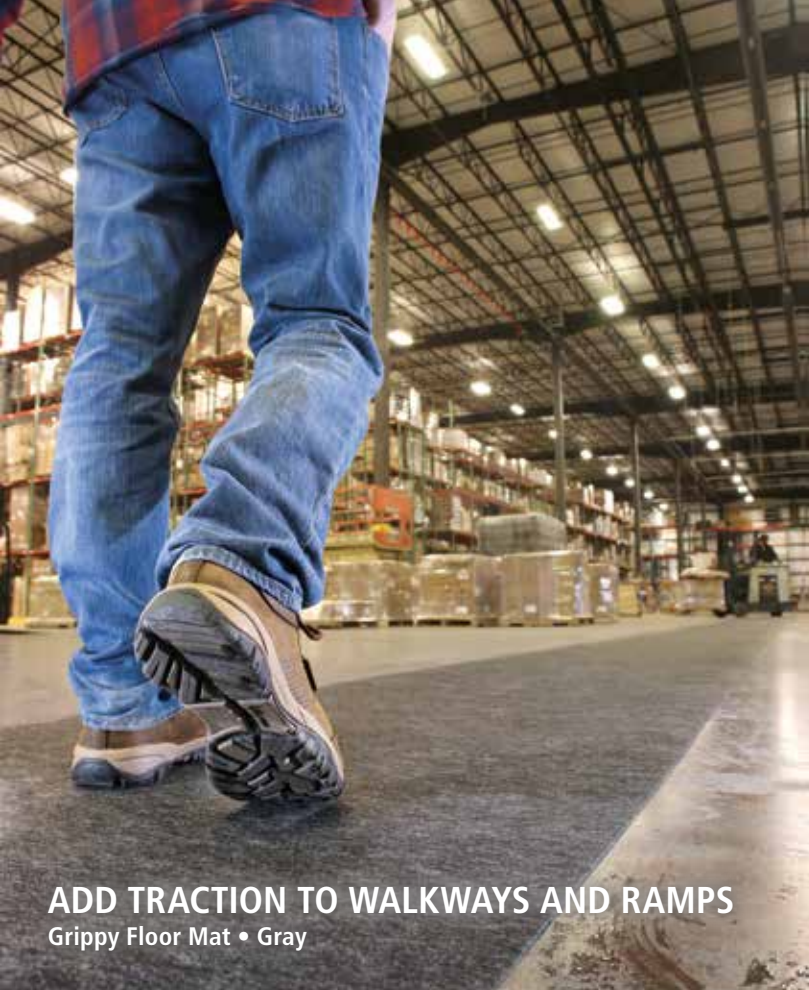
PIG Grippy Floor Mat Uses

- Entrances
- Walkways
- Transition Areas
- Wet Spots
- Aisles
- Service Counters

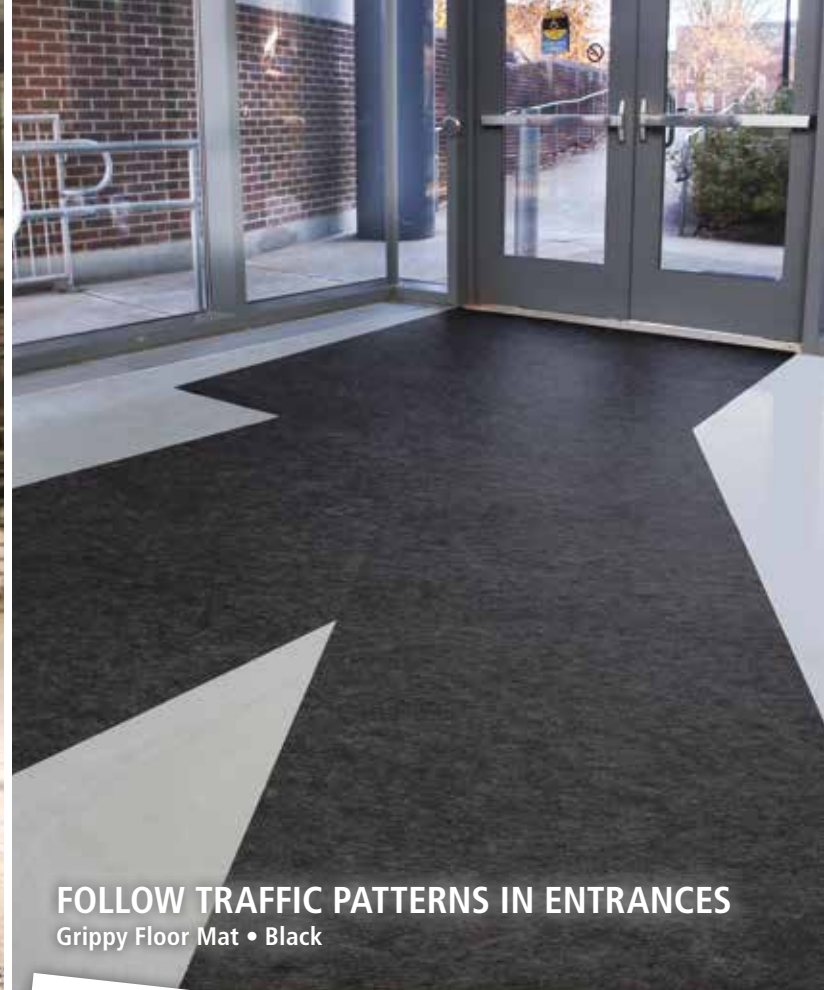


Grippy Floor Mat Starter Pack has everything you need to start creating safe floors. Pack includes a 3' x 25' Mat Roll, Safety Cutting Knife and Installation Board.

New Pig Adhesive-Backed Mat Notice: New Pig's Adhesive-Backed Mats work with most common industrial and commercial floor surfaces. To determine the suitability for your application, test a 6" x 6" piece in a non-critical area before use. See the New Pig Adhesive-Backed Mat Notice on page 19 for more information.



ADD TRACTION TO WALKWAYS AND RAMPS
Grippy Floor Mat • Gray



FOLLOW TRAFFIC PATTERNS IN ENTRANCES
Grippy Floor Mat • Black



CREATE PERFECT ENTRY WALK-OFFS
Grippy Floor Mat • Gray



**WANT YOUR LOGO
ON A GRIPPY MAT?
WE CAN DO THAT!**

GRIPPY CARPETED ENTRANCE MAT

Create safe, stylish entrances and impress your guests with our carpeted mat.




GRP91
3' x 25' • Black

- Stylish safe floor solution to outdated rubber-backed entrance mats
- Available in Berber and Checkered textures; choose from four colors and two mat sizes that complement upscale lobbies and vestibules
- Exclusive P-53® Adhesive keeps mat securely in place but pulls up easily without leaving residue
- Lets you create sufficient walk-offs with no gaps, ripples or overlaps
- High-performance, low-profile surface traps dirt, debris, sand and liquids to help prevent tracking; mat looks cleaner, longer
- Quick-dry, colorfast fibers resist staining and fading; made of 100% postconsumer recycled content
- No rippled edges to obstruct doors or create tripping hazards; ADA compliant for wheelchairs and walkers
- Commercial-grade durability lets you keep mat in place for three to six months depending on your conditions
- Clean your floors with mats in place to save time and avoid the labor and hassle of dragging heavy mats around



Roll out the perfect walk-off mat for complete coverage in every entrance.

Carpeted Entrance Mat				
Texture	Width	Length	Colors	Item #
Berber	3'	25'	Black, Brown, Burgundy, Gray	GRP913X25
	3'	50'	Black, Brown, Burgundy, Gray	GRP913X50
	6'	10'	Black, Brown, Burgundy, Gray	GRP916X10
Checkered	3'	25'	Black, Brown, Burgundy, Gray	GRP923X25
	3'	50'	Black, Brown, Burgundy, Gray	GRP923X50
	6'	10'	Black, Brown, Burgundy, Gray	GRP926X10

See adhesive-backed mat features on pages 2-3

See the Grippy Safe Floor Plan on pages 10-11

See tools, installation and cleaning on page 18

Burgundy Brown Black Gray



PIG Grippy Entrance Mat Uses

- Entrances
- Walkways
- Transition Areas
- Wet Spots
- Aisles
- Service Counters

Adhesive backing keeps mat securely in place.





KEEP TRANSITIONS SAFE AND ATTRACTIVE
Grippy Carpeted Entrance Mat • Brown Checkered



CAPTURE DIRT AND MOISTURE
Grippy Carpeted Entrance Mat • Gray Berber



STOP SLIPS IN FRONT OF ELEVATORS
Grippy Carpeted Entrance Mat • Brown Checkered



PROVIDE HIGH-TRACTION WALK-OFFS
Grippy Carpeted Entrance Mat • Black Berber

PIG GRIPPY MAT SYSTEM

Complement your floor safety program with our simple 3-step system.

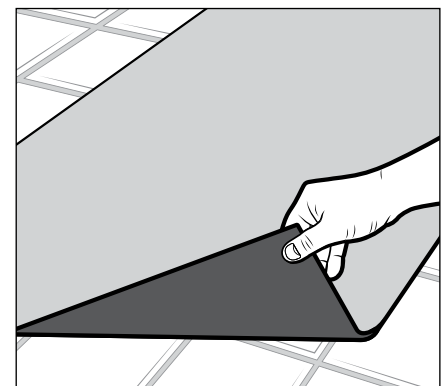

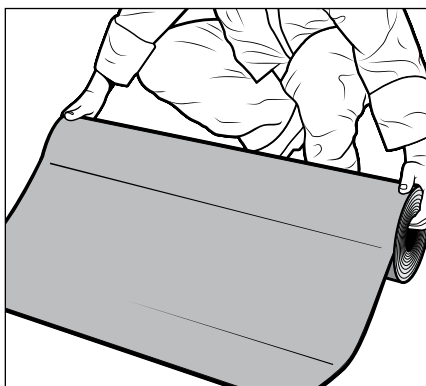
Using Grippy Mat to trap dirt and moisture while eliminating slip and trip hazards is easy — but you can't stop there. Our **3-step Grippy Mat System** will help you keep your floors clean and safe and your Grippy Mats performing as they should.

Grippy Mat System = Best Management Practice for Safe Floors

Following the Grippy Mat System is the simplest way to implement your new process as a Best Management Practice — whether you're launching it in one facility or multiple locations.

The **Grippy Resource Center** (see page 19) is loaded with information to help you set up your system and determine:

- Where your slip risk zones are and the coverage each requires
- How to clean your Grippy Mats and integrate them into your current maintenance routine
- How often you should inspect your mats, what to look for and when to change them



1 PLACE MATS

- Determine where your slip risk zones are
- Place the proper Grippy Mat coverage in each zone
- Mats in high-traffic risk zones may need to be replaced more often

2 CLEAN & MAINTAIN

- Schedule how and when your Grippy Mats will be cleaned
- Follow best practices for removing excess water and stubborn stains from your mats

3 INSPECT & EVALUATE

- Check your Grippy Mats for wear and tear and document recurring problems
- Communicate and follow best practices for correcting these problems
- Schedule mat changeouts based on your inspections

PIG GRIPPY MAT SYSTEM BENEFITS



CREATES SAFE FLOORS

- Stays exactly where you put it 24/7 for up to 3 months — no more rippling, shifting or flipping over that causes slips and trips
- Can be cut into any size or shape to provide coverage anywhere you need it



ENHANCES APPEARANCE

- Traps 85% of dirt at the door to prevent it from being tracked in
- Lets you create sufficient walk-offs with no gaps, ripples or overlaps
- Colors and textures to complement any decor



IMPROVES CLEANING EFFICIENCIES

- Streamlines maintenance by allowing you to clean the floor with mats in place
- Eliminates wasted time and labor straightening mats or moving them for floor cleaning



REDUCES COSTS AND INCIDENTS

- Eliminates wasted time and labor; cuts cleaning costs
- Reduces workers' comp and liability incidents that lead to expensive claims
- Can save up to 50% over rental contracts



These benefits are just the beginning when you implement the Grippy Mat System. Our **Floor Safety Experts** are here to help you and every roll of Grippy Mat you buy is backed by our **100% No Guff Guarantee**.®

Customers give Grippy Mat two thumbs up!

Best In the Business

"We purchased Grippy Floor Mat to assist our commercially laundered "entry way floor mats" after we had a pretty significant accident this winter. It captures all of the watery mess and we have not had one slip, trip or fall since this product has been put in place."

— **Brandon, Grippy Floor Mat Customer**

Awesome!

"Grippy Adhesive-Backed Floor Mat is the best thing since sliced bread. We use it daily at our production facility and it has improved housekeeping and slip or fall near misses. Great tool for the busy work environment."

— **Phillip, Grippy Floor Mat Customer**

SAFE Matting System

"I can't express how amazing this product is. It goes down easily and stays down perfectly, creating a SAFE environment. Love the Berber carpeting for our main entrances to ER, Clinic, Cancer Center and Hospital."

— **Candy, Grippy Carpeted Mat Customer**

HIGH-VISIBILITY SAFETY FLOOR RUNNER

Provide can't miss, no-slip paths with our hi-viz mat.



GRPSB36200
100' Roll

- Tapes and paints are easy to see but do nothing to create a safer floor surface; our Runner is the only floor safety solution that combines a high-traction walking surface with a hi-viz safety edge pattern
- Adhesive backing keeps mat exactly where you put it with no shifting, bunching up or flipping over; traps dirt, salt and moisture to keep it from being tracked around
- Highly visible yellow and black marking is designed to meet ANSI standard for floor markings and help you comply with OSHA 1910.22 (walking surfaces standard)
- Durable printed surface withstands industrial wear and tear
- Mat is highly absorbent, quick-drying, very low profile, extremely durable and effortless to maintain
- Easy to create right angles: roll out continuous coverage with no gaps, ripples or overlaps that cause slips and trips
- Proprietary adhesive sticks to the floor with a super-tight grip, but peels up easily to replace when mat shows signs of wear
- Sticks to most commercial floor surfaces including concrete, VCT, linoleum, ceramic tile, quarry tile and laminate flooring
- Easy to clean: you can broom, vacuum, mop, use your shop/wet vac or run your floor scrubber and it won't budge
- See pages 2–3 for adhesive-backed mat features

See adhesive-backed mat features on pages 2–3
See tools, installation and cleaning on page 18

PIG Safety Floor Runner Uses

- Walkways
- Exit routes
- Aisles
- Transition areas
- Safety areas
- Doors
- Entrances
- Wet floor applications



Our Safety Floor Runner adds traction and visibility to designated walkways and other safety areas — no more guessing about the right path to take!

PIG® High-Visibility Safety Floor Runner		
Size	Unit	Item #
36" W x 100' L	1 Roll	GRPSB36200
36" W x 50' L	1 Roll	GRPSB36201

Patent Pending

PIG® High-Visibility Safety Floor Runner Starter Pack		
Size	Unit	Item #
36" W x 25' L	1 Roll	GRPSB36206

Starter Pack Contents • 1 Safety Floor Runner • 1 Safety Knife • 1 Installation Board

NOTE: New Pig's Adhesive-Backed Mats work with most common industrial and commercial floor surfaces. To determine the suitability for your application, test a 6" x 6" piece in a non-critical area before use. See the PIG Adhesive-Backed Mat Notice on page 19 for more information.

Patent Pending

GRPSB36206
Starter Pack



Adhesive backing keeps mat securely in place.



CREATE SAFE WALKWAYS THE EASY WAY.



Now you can add a high-visibility, anti-slip surface to transition areas without the hassle of paint, tape or rubber-backed mats.





SAFETY MESSAGE MATS

Non-slip mats deliver hi-viz warnings while helping to prevent slips, trips and falls.

- Large 20" safety image alerts workers to safety requirements or specific cautions
- Proprietary adhesive-backing sticks to the floor without shifting, bunching up or wavy edges to trip up workers; peels up easily when you're ready for a fresh mat
- Easy to clean; mat won't shift or be damaged by mops, vacuums, wet vacs or floor scrubbers
- Absorbent, high-traction top layer removes liquid and debris from shoes and helps prevent falls in wet, oily work environments
- Withstands industrial environments; takes abuse from heavy foot traffic, forklifts and pallet jacks
- Choose from 11 legends

See adhesive-backed mat features on pages 2-3

See tools, installation and cleaning on page 18



PIG Safety Message Mat Uses

- Entrances
- Aisles
- Transition Areas
- Safety Areas
- Walkways
- Wet Applications

PIG® Safety Message Mat (Specify Legend)			
Width	Length	Unit	Item #
3'	5'	2/roll	GRPWS



GRPWS3501



GRPWS3502



GRPWS3504



GRPWS3505



GRPWS3506



GRPWS3507



GRPWS3508



GRPWS3509



GRPWS3510



GRPWS3511



EYE PROTECTION REQUIRED



CAUTION FORKLIFT TRAFFIC



EYE WASH STATION



**HAVE A CUSTOM
SAFETY MESSAGE?
WE CAN PRINT THAT, TOO!**

Call us at 1-855-474-7791
to find out how.

CHECK LIST

- EYE PROTECTION
- CLOSED TOE SHOES
- FULL LENGTH PANTS (NO SHORTS)
- STAY WITHIN THE YELLOW LINES
- PROTECTIVE FOOTWEAR IS REQUIRED OUTSIDE OF YELLOW LINES

RESTROOM MATS WITH ADHESIVE BACKING

Antimicrobial mats fight odors and prevent floor stains to keep restrooms appealing.



GRP7004
24" x 25' • Black



Keep every restroom clean and professional with our antimicrobial mats.

- Impermeable backing layers stop liquid pass-through to prevent stains and grout damage
- Permanently infused antimicrobial technology prevents the growth of odor-causing bacteria and mold on the mats to keep them cleaner and fresher smelling; clean regularly for best results
- Proprietary, full coverage adhesive backing keeps mats in place with no shifting, curling or flipped up corners but peels up easily without leaving messy residue
- Mats stick to your floor and won't budge while you clean them; simply mop them with the rest of the floor
- Lasts up to 3 months between changeouts







See adhesive-backed mat features on pages 2-3

See tools, installation and cleaning on page 18



PIG Restroom Mat Uses

- Urinals
- Under plungers
- Under dryers
- Under soap dispensers
- Toilets
- Sinks
- Under towel dispensers

PIG® Urinal Mat with Adhesive Backing 		
Size	Qty	Item #
18" W x 17" L	6 Pads Per Box	GRP7001
18" W x 17" L	36 Pads Per Case • 6 Boxes	GRP7601
19" W x 23.5" L	6 Pads Per Box	GRP7002
19" W x 23.5" L	36 Pads Per Case • 6 Boxes	GRP7602
PIG® Restroom Mat Runner with Adhesive Backing 		
Size	Qty	Item #
24" W x 25" L	1 Roll	GRP7004
PIG® Toilet Mats with Adhesive Backing 		
Size	Qty	Item #
18" W x 15.5" L	6 Pads Per Box	GRP7003
18" W x 15.5" L	36 Pads Per Case • 6 Boxes	GRP7603
PIG® Sink & Dryer Mats with Adhesive Backing 		
Size	Qty	Item #
24" W x 17" L	4 Pads Per Box	GRP7006
24" W x 17" L	16 Pads Per Case • 4 Boxes	GRP7606
35" W x 24" L	4 Pads Per Box	GRP7007
35" W x 24" L	16 Pads Per Case • 4 Boxes	GRP7607
PIG® Plunger Mat with Adhesive Backing 		
Size	Qty	Item #
9" W x 9" L	6 Pads Per Box	GRP7005
Timestrip® Indicators 		
Size	Qty	Item #
0.75" W x 1.5" L	6 Per Bag	TSP001

Patent-pending



Go ahead and mop it! The adhesive won't degrade in wet conditions.



Impermeable backing prevents stains and grout damage.



**PROVIDE CONTINUOUS COVERAGE
UNDER URINALS**
Restroom Mat Runner



KEEP FLOORS DRY
Restroom Mat Runner



PROTECT TILES AND GROUT
Urinal Mats



**CATCH DRIPS AND SPLASHES
FROM HAND DRYERS**
Sink & Dryer Mats

PIG[®] INSTALLATION TOOLS

Make an easy job even easier with these must-have tools.

- **Installation Board** provides cutting guides for creating perfect seams, corners and 45° angles, then helps you smooth the mat into place and eliminate air bubbles
- **Safety Knife** makes quick, clean cuts without the risk of handling scissors or box cutter; recessed blade has protective edges to help eliminate injuries and property damage
- **Installation Roller** unrolls the mat as you push it along and eliminates bubbles as it smooths mat into place; enables easy, one-person installation and eliminates kneeling
- **Removal Tool** locks onto the mat to provide a firm handgrip when it's time to pull it up — ideal for removing long runs or wide sizes



Make clean, professional cuts with the Safety Knife.



Create perfect angles and smooth mats with the Installation Board.

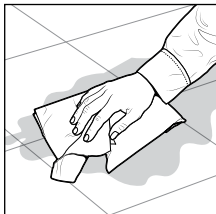


Lay your mats the easy way with the installation Roller.

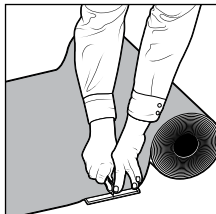


The Removal Tool makes it a snap to pull up worn mats.

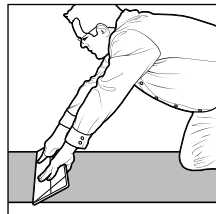
Easy Installation in 3 Simple Steps



1. Prepare Floor
Clean and dry floor thoroughly so mat will properly adhere.



2. Cut to Fit
Roll out and cut to size using Safety Knife, scissors or utility blade.



3. Stick it Down
Position mat, smooth it out and press into place using Installation Board.

Installation Tools for PIG [®] Grippy [®] Mat	
Installation Board and Safety Knife - Combo	GRP005
Installation Board • 38"W x 5.75"D x 0.25"H	GRP001
Safety Knife • Available in quantities of 1, 12 or 72	GRP012
Replacement Blades • 10/bag	GRP011
Installation Roller • 58"L x 38"W	GRP021
Removal Tool • 7.5"L x 3.5"W x 5"H	GRP020



GRIPPY RESOURCE CENTER

- Installation and maintenance instructions
- How-to videos
- Cleaning and care guides
- Slip, trip and fall prevention resources
- Assistance from our floor safety experts
- FAQs and more!

QUICK START VIDEOS



2-Person Installation



Removal by Hand



Installation with Roller



Using Safety Knife

INSTALLATION AND CARE GUIDES, FLOOR SAFETY RESOURCES AND MORE!



New Pig Adhesive-Backed Mat Notice: New Pig Adhesive-Backed Mats are formulated to work with most common industrial and commercial floor surfaces. New Pig Adhesive-Backed Mats are not intended for use on wood flooring with stains, finishes or coatings. All adhesive mats have some potential to leave residue or lift or discolor finish coatings, paint, and loose or pre-damaged tiles depending on the condition and age of the floor surface. If you have questions about the suitability of New Pig Adhesive-Backed Mats for your application, test a 6" x 6" piece in a discrete or non-critical area before use. New Pig Adhesive-Backed Mats should be replaced if they show signs of wear or damage and should always be changed out before 3 months of use. CUSTOMER ASSUMES THE RISK THAT A NEW PIG ADHESIVE-BACKED MAT MAY DAMAGE OR ALTER CUSTOMER'S EXISTING FLOORING OR FLOOR COVERING. NEW PIG PROVIDES NO WARRANTY OF-FITNESS FOR A PARTICULAR PURPOSE AND NO WARRANTY THAT THE USE OF AN ADHESIVE-BACKED MAT WILL BE ACCEPTABLE FOR USE IN THE CUSTOMER'S FACILITY. NEW PIG SHALL HAVE NO RESPONSIBILITY FOR, AND CUSTOMER HEREBY RELEASES AND DISCHARGES NEW PIG FROM, ANY DIRECT, INDIRECT, INCIDENTAL OR CONSEQUENTIAL DAMAGES TO CUSTOMER'S FLOORS, FLOORING MATERIAL, OR ANY OTHER SURFACES IN CUSTOMER'S FACILITY. CUSTOMER IS SOLELY RESPONSIBLE FOR DETERMINING THE FITNESS AND APPROPRIATENESS OF THE USE OF A NEW PIG ADHESIVE-BACKED MAT IN CUSTOMER'S FACILITY.


Create safe floors with our proven solutions.



Grippy Floor Mat • Pages 4-7



Grippy Carpeted Entrance Mat • Pages 8-9



Hi-Visibility Safety Floor Runner • Pages 12-13



Restroom Mats with Adhesive Backing • Pages 16-17

Ask about all PIG products that help you keep floors dry and safe

